



Edo, MH11, Satin Chrome
Designed by Makio Hasuike
Material: Brass.



SC
Satin Chrome



PB
Polished Brass

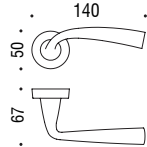
Tubular and European Mortise
Surface Mounted Applications

For Tubular Specification
Refer to R series - European Tubular
Mounting section.

For European Mortise Specification
Refer to R series - European Mortise
Mounting section - M300 Series.

For Magnetic European Mortise Specification
Refer to R series - Magnetic European
Mortise Mounting section - M400 Series.

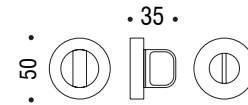
MH11R



CD43



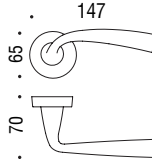
Privacy Kit Supplied:
CD49BZG



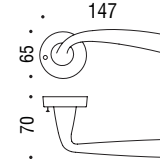
North American
2 1/8" Hole Prep Applications

For Tubular Specification
Refer to NA series - Tubular Mounting
section.

PASSAGE
MH11NAPA



PRIVACY
MH11NAPR

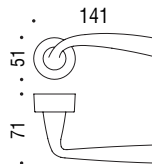


Heavy Duty
Tubular or Mortise thru-bolting applications.

For Tubular Specification
Refer to HD series - Tubular Mounting
section.

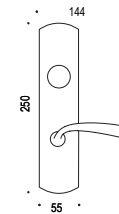
For Mortise Specification
Refer to HD series - Mortise Lock Mounting
section.

MH11HD



For Mortise with plate Specification
Refer to P200 series - Mortise Lock Mounting
section.

MH11P202

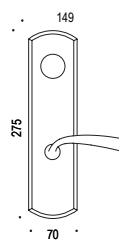


Suite Entry
Keyed Entry Tubular or Mortise

For Tubular Specification
Refer to P300 series - Tubular Suite
Entry Mounting section.

For Mortise Specification
Refer to P300 series - Mortise Suite
Entry Mounting section.

MH11P302



Optional plate:
MH11P300

