



Flessa, CB51, Satin Chrome
Designed by Carlo Bartoli
Material: Brass.



SC
Satin Chrome



SN
Satin Nickel



PB
Polished Brass



HPS G
Zirconium Gold
HPS

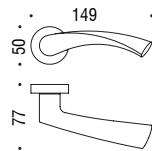
Tubular and European Mortise
Surface Mounted Applications

For Tubular Specification
Refer to R series - European Tubular
Mounting section.

For European Mortise Specification
Refer to R series - European Mortise
Mounting section - M300 Series.

For Magnetic European Mortise Specification
Refer to R series - Magnetic European
Mortise Mounting section - M400 Series.

CB51R



CD43



Privacy Kit Supplied:
CD49BZG

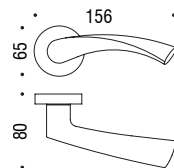


North American

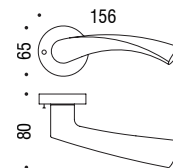
2 1/8" Hole Prep Applications

For Tubular Specification
Refer to NA series - Tubular Mounting
section.

PASSAGE
CB51NAPA



PRIVACY
CB51NAPR



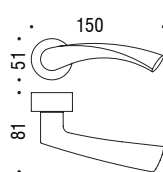
Heavy Duty

Tubular or Mortise thru-bolted applications.

For Tubular Specification
Refer to HD series - Tubular Mounting
section.

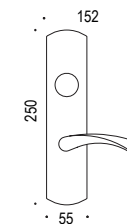
For Mortise Specification
Refer to HD series - Mortise Lock Mounting
section.

CB51HD



For Mortise with plate Specification
Refer to P200 series - Mortise Lock Mounting
section.

CB51P202



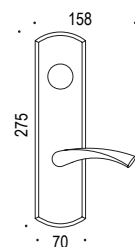
Suite Entry

Keyed Entry Tubular or Mortise

For Tubular Specification
Refer to P300 series - Tubular Suite
Entry Mounting section.

For Mortise Specification
Refer to P300 series - Mortise Suite
Entry Mounting section.

CB51P302



Optional plate:
CB51P300 - P301

